

Instructions for iDECON 2015 authors

1. If you do not have an account of EasyChair, create an account.
2. If you have an account, sign in.



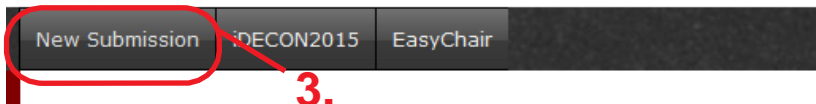
Log in to EasyChair for iDECON2015

EasyChair uses cookies for user authentication. To use EasyChair, you should **allow your browser to save cookies from easychair.org**.

User name: 2
Password:
Log in

If you have no EasyChair account, [create an account](#)
Forgot your password? [click here](#)
Problems to log in? [click here](#) 1

3. Select "New Submission".



4. Fill out the author forms.

New Submission | iDECON2015 | EasyChair

New Submission for iDECON2015

Follow the instructions, step by step, and then use the "Submit" button at the bottom of the form. The required fields are marked by (*).
More information about submission to iDECON2015 can be found on [iDECON2015 Web site](#).

Author Information

For each of the authors please fill out the form below. Some items on the form are explained here:

- **Email address** will only be used for communication with the authors. It will not appear in public Web pages of this conference. The email address can be omitted for authors who are not corresponding. These authors will also have no access to the submission page.
- **Web site** can be used on the conference Web pages, for example, for making the program. It should be a Web site of the author, not the Web site of her or his organization.
- Each author marked as a **corresponding author** will receive email messages from the system about this submission. There must be at least one corresponding author.

Author 1 ([click here to add yourself](#)) ([click here to add an associate](#))

First name* (*):
Last name (*):
Email (*):
Country (*):
Organization (*):
Web site:
Corresponding author:

Author 2 ([click here to add yourself](#)) ([click here to add an associate](#))

5. If there are more than three authors, click here to add forms.

[Click here to add more authors](#)

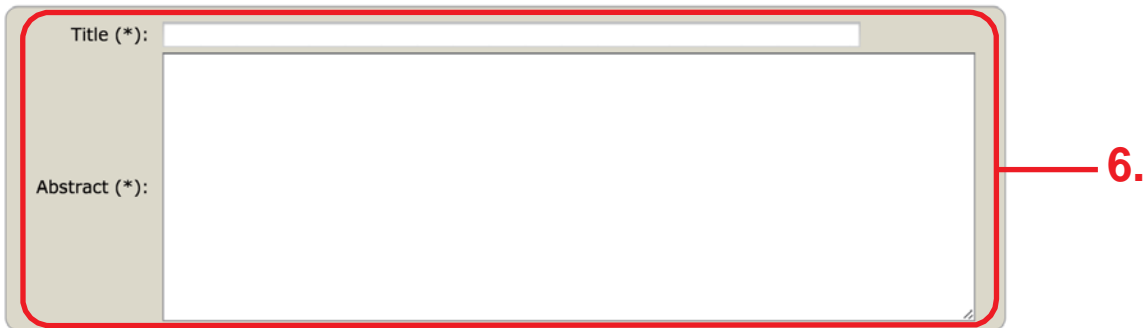
5.

Note: leave first name blank if there is no first name. If you are not sure how to divide a name into the first and last name, [read the Help article about names](#).

6. Input the title and the abstract (text only).

Title and Abstract

The title and the abstract should be given as a plain text, they should not contain HTML elements.



A form with two input fields. The first field is labeled "Title (*)" and is a single-line text input. The second field is labeled "Abstract (*)" and is a larger multi-line text area. A red line points from the number "6." to the right side of the form.

7. Input the keywords appropriate for describing your paper (at least three).

Keywords

Type a list of keywords (also known as key phrases or key terms), **one per line** to characterize your submission. You should specify at least three keywords.



A form with a single input field labeled "Keywords (*)". The field is a multi-line text area. A red line points from the number "7." to the right side of the form.

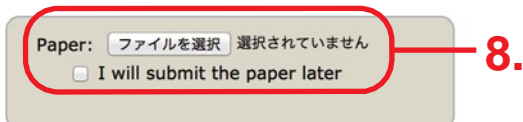
8. Upload your paper (in the PDF format).

Make sure that your paper follows the conference paper style.

Please refer to the iDECON2015 home page for details.

Upload Paper

The submission should be in the PDF format (file extension .pdf). Either upload your submission or tick "I will submit the paper later".



A form with a "Paper:" label. Next to it is a file selection button labeled "ファイルを選択" and a message "選択されていません". Below this is a radio button labeled "I will submit the paper later". A red line points from the number "8." to the right side of the form.

9. If all the above have been finished, press "Submit".
(You can modify the information afterwards until the deadline.)

Ready?

If you filled out the form, press the 'Submit' button below. **Do not press the button twice: uploading may take time!**



A dark red button with the word "Submit" in white text. A red line points from the number "9." to the right side of the button.